



# onetab

from onebillion

*for the global learning crisis*

a complete edtech solution,  
to get children **literate** and  
**numerate**





# Who is *onetab* for?

Children who are learning to become **literate** and **numerate**, via Ministries of Education, NGOs, international organisations, schools, or any small or large organisation that has the responsibility of educating young children.

# What is *onetab*?

A dedicated, low-cost learning device delivering adaptive, personalised instruction through *onecourse*.

# What is *onecourse*?

Award-winning software offering a complete course for children to teach themselves to become **literate** and **numerate**, in their own language.

**All you need to do is give *onetab* to a child, and they will learn.**

# onetab: a dedicated device

We know that many children have only limited access to an existing device, or none at all. We also know how easily apps can be deleted, memory filled up, or settings changed.

This is why we have created **onetab** – a device dedicated to learning.

Just switch it on, and it's ready to go.

**onetab** has been designed with value for money in mind, with adjustments to improve battery life for sustainability.

Its ventilated bumper:

- withstands consistent use
- is comfortable for small hands
- amplifies sound in busy environments
- keeps it cool in hot climates.

The screen protector and custom carry case help to keep the **onetab** safe from inevitable accidents.

**onetab** comes with a reinforced charge cable for sustained use, and can be powered by a solar charger.



# How does it work?

**onetab** uses adaptive learning to work for children in all situations.

With **onetab**, children can learn:

- without an adult
- without an internet connection
- where lots of children are using the same device
- with just 40 minutes individual access each day.



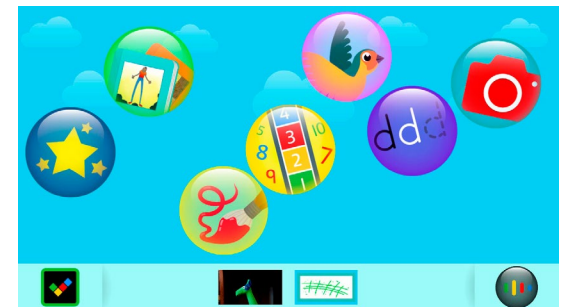
**onecourse** is delivered to the child in **30–40 minute daily lessons**, which cover both literacy and numeracy.



Each lesson is created for that **child**, based on their level, using a pool of **thousands of learning units**.



It gives both structured learning and **exploratory play** opportunities each day.




Once a child has finished their lesson, the **onetab** can be seamlessly passed to the next child for their lesson, which will automatically adjust to their level without any need to log in.

# What happens when you give *onetab* to a child?

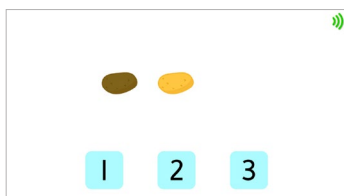
← 30 - 40 minutes →

For new users, there is extra support at the start for tablet use and care.




1

Children then do a very short numeracy or literacy test.




3

Children then do the next literacy or numeracy test – whichever they have not yet done.



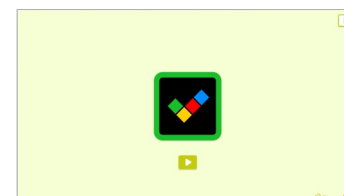
5

Every daily lesson includes a story to read or listen to.




7

Once their lesson is over, children can pass the *onetab* to the next child for their lesson, made just for them.




9

2




The lesson then begins with an engaging warm up activity.

4



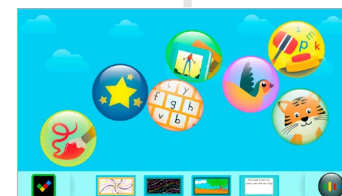
A module is then created, based on the test results.

6



Again, children complete a short module based on the test results.

8



After their learning modules, children have time to explore the play zone.

Every child's lesson will be different – images shown are one example.

# What's in onecourse?

Hundreds of different types of activities, designed to teach, practice and explore literacy and numeracy.

Hundreds of learning modules created from these activities.


## Story library

Hundreds of illustrated stories from around the world.



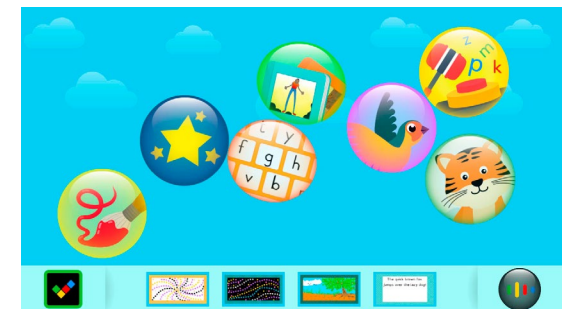
## Digital teacher

A digital teacher, Alefa, guiding children through their learning, giving feedback and encouragement.



## Play zone

A play zone for practice, exploration, creativity, and learning more about the world.




# Literacy


In *onecourse* we combine a phonics approach to teaching reading with exposure to a wide variety of illustrated stories.

We begin with sound differentiation practice, before letter sounds are met, first without and then with their corresponding letters.

Letters and their sounds are met in an order which allows us to introduce syllables and single-syllable words that children can decode by themselves, as soon as possible.



differentiating sounds



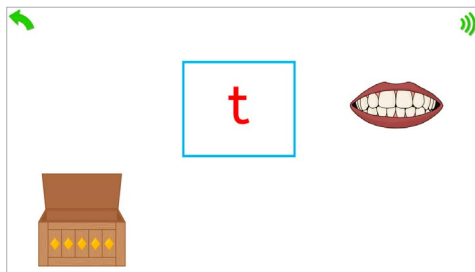
differentiating phonemes



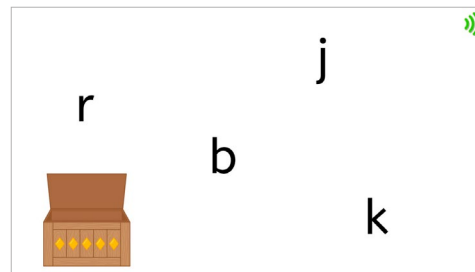
identifying syllables



reading simple words



meeting a new letter




identifying a new letter




making words from syllables



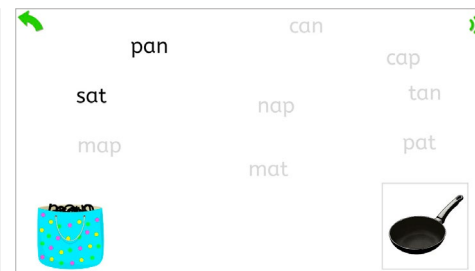
making words from graphemes




writing a new letter



matching letters to sounds



reading simple words



matching pictures to words

Gradually, children meet more complex words, simple phrases and sentences, and single-paragraph stories, until eventually they are reading stories by themselves, with help where it is needed.

Spelling, reading aloud and writing – by hand and typing – are taught both as individual skills and to enhance and embed learning.

reading longer words

a cat with a red hat

reading phrases

alumali

reading aloud

writing words

Atsikana akuwerenga padesiki.

reading sentences

ana \_\_\_\_\_  
kusukulu  
kupita

making phrases

kichini

i n i

early spelling work

c h \_\_\_\_\_  
a t

practicing spelling

Jecha alikuwa akirejea nyumbani kutoka shuleni. Akamuona ndege akimvuta nyungunyungu kutoka ardhini. Ndege aliruka na nyungunyungu mdomoni mwake. Jecha alimkimbiza. Akamkimbiza hadi kwenye kiota chake. Kulikuwa na vifaranga vinne vyenye njaa kali ndani ya kiota!

reading short passages

Jecha alikuwa akitokea wapi?

- nyumbani
- shuleni

reading comprehension

rat

q w e r t y u i o p  
a s d f g h j k l  
z x c v b n m

typing words

There is a frog on the log.

q w e r t y u i o p  
a s d f g h j k l  
z x c v b n m  
.

typing sentences



# Stories

Stories help provide context for learning, broaden vocabulary, teach crucial soft skills such as empathy, and reflect the child's world while providing a window to others. Children meet stories each time they use *onecourse*.


There are 160+ illustrated stories in *onecourse*, which are introduced to children in different modes.

First, the stories have only audio and illustrations, as children get used to the rhythm, structure and syntax.

Next, the text is added. Each word is highlighted as the audio is played. This allows children to become familiar with a wide vocabulary and strengthens the link between text, sound, and meaning.



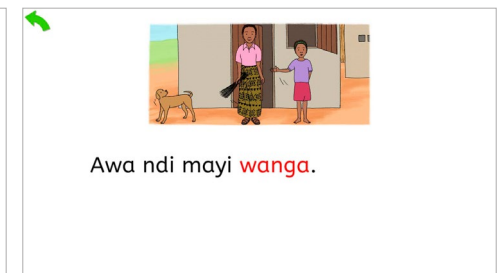
the full library of stories




illustrations and audio only




Alefa introduces the story



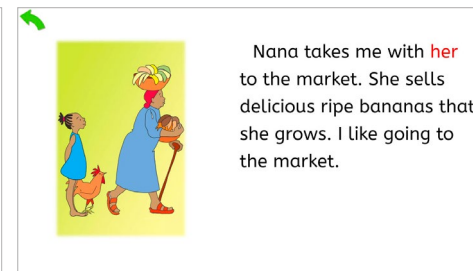
words turn red with audio



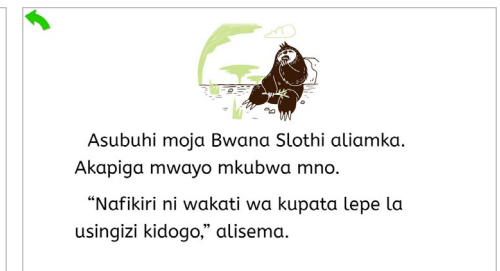
comprehension questions



guidance from the teacher



there's a broad range of levels



...and styles

To bridge the gap between being read to and reading alone, in the next mode children touch each word to hear it.

Finally, they can read by themselves and touch only the words they find difficult, to hear the audio.


Children can access the full library of stories in the play zone. They can choose a story they've read in the study zone, or find a new one.

In addition to the illustrated library stories, there is a series of short, single-paragraph stories. These are used for practicing reading fluency, reading comprehension, and listening comprehension.

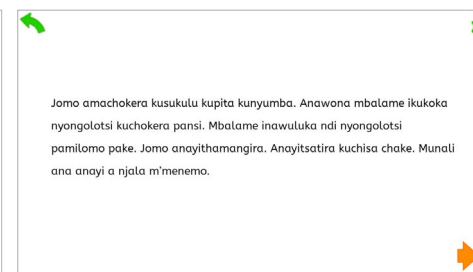
Children can also listen to longer, audio-only stories in the play zone. These have been written especially for *onecourse* – some set in familiar settings, others more fantastical, or based on traditional tales.



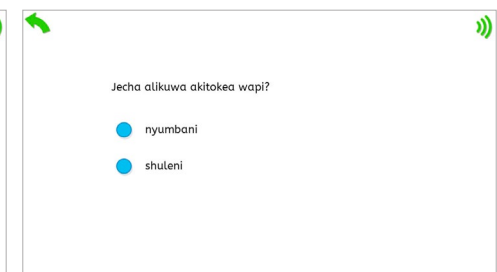
[children touch words in order](#)



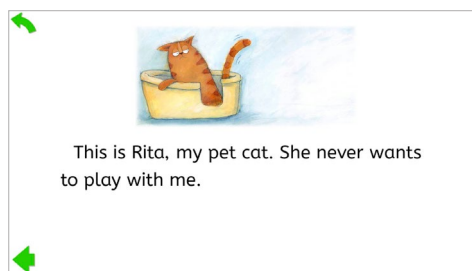
[choosing a story in the play zone](#)



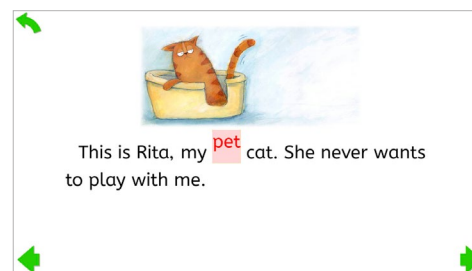
[short passage for comprehension](#)




[questions with feedback](#)




[children read by themselves](#)



[...with help if they need it](#)



[listening comprehension](#)



[longer audio stories to share](#)


# Numeracy

The numeracy strand takes children from the basics of early numeracy, from sorting objects, to introducing numbers, counting, adding and subtracting, and early multiplication and division.


We begin with the basics of sorting, matching and comparing objects. This lays the groundwork for introducing the words for numbers and allowing children to develop number sense with objects.

The numerals are introduced gradually, with lots of practice. This allows children to establish their understanding of numbers before they can confidently differentiate values.


Once children have a confident grasp of numbers to 10, they learn simple addition and subtraction, first using pictorial objects, before meeting equations with numbers and symbols.



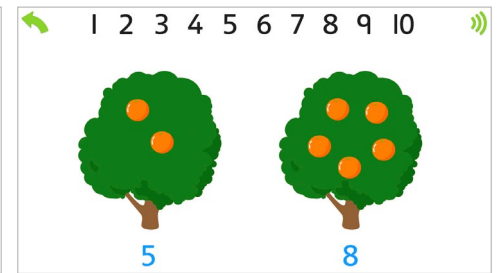
[matching shapes](#)




[finding the odd one out](#)



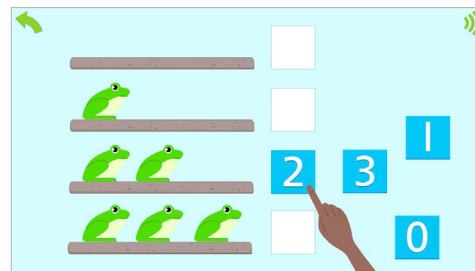
[matching numbers to objects](#)




[comparing numbers](#)



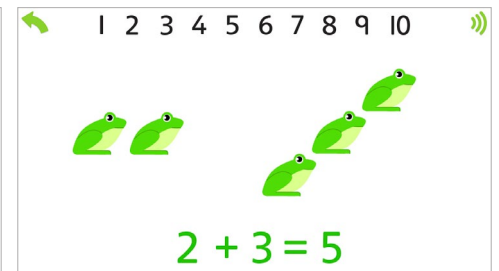
[developing number sense](#)



[meeting numbers 0-3](#)



[adding with objects](#)



[meeting simple equations](#)

The course progresses through counting to 20, 50, 100 and finally up to 1000, with plenty of practice.

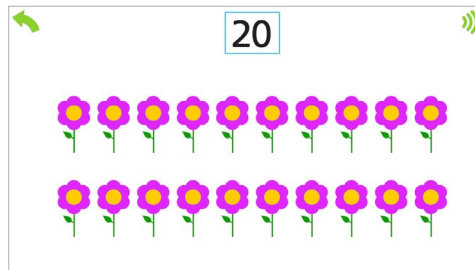
Children are taught different methods to help with addition and subtraction, including finger counting and number lines.

Word problem activities allow them to put their learning in real world contexts.

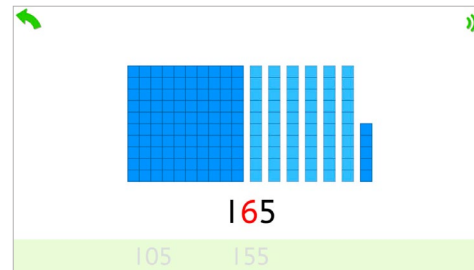
Throughout the course, children experience numbers in different ways to solidify their understanding and to gain tools that will help them in different scenarios.

They learn to count in 2s, 5s and 10s; identify number patterns; and do basic division and multiplication.


*onecourse* also introduces children to 2D shapes, initially through early work on patterns. Later they are introduced to shape names and learn identifying features such as numbers of sides and corners.




[counting in 10s](#)



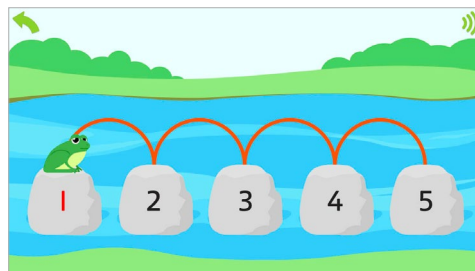
[using place value](#)



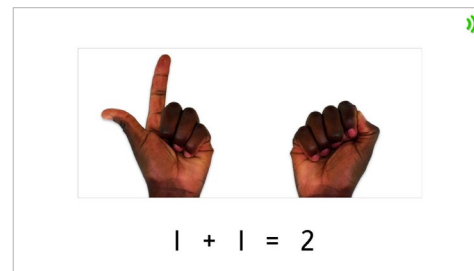
[sharing objects](#)



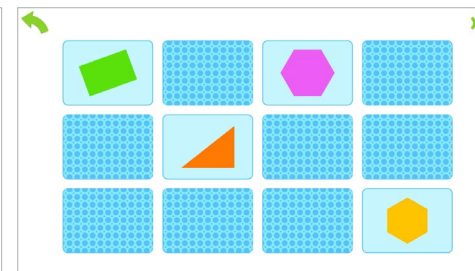
[counting in 5s](#)




[taking away with number lines](#)



[adding with finger counting](#)



[matching shapes](#)




[learning names for shapes](#)

# Languages and localisation

We take great care when localising *oncourse*, focusing on creative translations, and ensuring the relevance of content for each new context. We select next languages based on where we can – with partners – reach the most marginalised children.

Local education experts ensure the high quality of *oncourse* is maintained with each new language, and local voice-over artists help to ensure authenticity and comprehension.



# Evidence

The material in *onecourse* has been widely trialled to evaluate its effectiveness. More details at [onebillion.org/impact/evidence](https://onebillion.org/impact/evidence).

Key findings include:

- Studies in Malawi have shown that students using the numeracy strand for 30 minutes a day for 8 weeks were found to make the same progress as in one year of standard teaching practice.
- Boys and girls learn numeracy equally well through the numeracy components, countering a global trend of gender differences.
- A UK schools trial showed that children using the numeracy content “made an additional three months’ progress compared to the control group”.

**GLOBAL** LEARNING **XPRIZE**<sup>®</sup>  
EMPOWERING YOUNG MINDS EVERYWHERE

In 2019, onebillion were announced joint-winners of the Global Learning XPRIZE, after a 15-month field test in remote parts of Tanzania demonstrated accelerated learning in literacy and numeracy for out-of-school children using *onecourse*.



# FAQs

## Who is *onetab* for?

Any children learning to become literate and numerate, as well as children who would benefit from foundational skills practice.

## What languages is *onecourse* available in?

At the time of writing, International English, Swahili, and Chichewa (for Malawi). French (for West and Central Africa) will be available in 2021, with other languages to follow. Please get in touch to discuss how we can add your language in the future.

## Who is using *onetab* already?

Children are using *onetabs* in Kenya, Malawi, Tanzania, the UK, the US and Uganda.

## How do you update the software?

*onetab* does not require constant updates. While we may still update the software as we add more material and improve it, there is no need for existing *onetabs* to be updated – the software is robust and designed to continue bringing real value to children for many years. However, partner organisations can update if needed.

## Where can I buy *onetabs*?

Our partners purchase *onetabs* directly from the manufacturer, pre-installed with *onecourse*. Get in touch to discuss your requirements and how we can support you with the software to serve marginalised children.

## Can I test *onecourse* without getting a *onetab*?

Please get in touch to see if we can help via [onetab@onebillion.org](mailto:onetab@onebillion.org).

## Can *onetab* be monitored?

We can provide access to both remote and offline monitoring data for partners on a case-by-case basis. *onetab* does not collect child-specific data, but we can offer tools to aid researchers. Please get in touch if you wish to discuss this further.

## How much does *onetab* cost?

\$50–\$100, based on shipping costs and configuration (whether there is a case, solar charger etc. included).

More questions? Contact us at [onetab@onebillion.org](mailto:onetab@onebillion.org).

