

# Ring Game Rhyme: Brown Girl in the Ring


Brown girl in the ring, tra la la la la  
Brown girl in the ring, tra la la la la la  
Brown girl in the ring, tra la la la la  
She looks like a sugar in a plum, plum plum.  
*Option: "For she likes sugar, and I like plums!"*

Show me your motion, tra la la la la  
Show me your motion, tra la la la la la  
Show me your motion, tra la la la la  
She looks like a sugar in a plum, plum plum.



## How to Play

### 1. FORM A CIRCLE



All players stand in a circle.  
One child goes in the centre.


### 2. SING THE SONG




The child dances as  
everyone continues dancing.

### 3. DANCE IN THE CENTRE

Brown girl in the ring,  
tra la la la la  
Brown girl in the ring,  
tra la la la la la  
Brown girl in the ring,  
tra la la la la  
She looks like a sugar in a  
plum, plum plum.



### 4. SWITCH PLAYERS



The child taps another player to  
take their place in the centre.

# Parent's Guide

## HOW TO PLAY **BROWN GIRL IN THE RING**

### CALYPSO VERSION

Brown girl in the ring, tra la la la la  
Brown girl in the ring, tra la la la la la  
Brown girl in the ring, tra la la la la  
She looks like a sugar in a plum, plum plum.

Show me your motion, tra la la la la  
Show me your motion, tra la la la la la  
Show me your motion, tra la la la la  
She looks like a sugar in a plum, plum plum.

### TRADITIONAL VERSION

Brown girl in the ring, tra la la la la  
Brown girl in the ring, tra la la la la la  
Brown girl in the ring, tra la la la la  
For she likes sugar, and I like plums!

Show me your motion, tra la la la la  
Show me your motion, tra la la la la la  
Show me your motion, tra la la la la  
For she likes sugar, and I like plums!

## What is it?

"Brown Girl in the Ring" is a Caribbean children's game where kids sing and dance in a circle. It's popular in Jamaica and often played at school, parties, or in the yard. The game celebrates rhythm, confidence, and creativity, and it's easy to learn!

## What You Need

- A group of children (minimum 5 is ideal)
- Open space for a circle (indoors or outdoors)
- Singing voices, or a speaker to play the song

## How to Play – Step by Step

### 1. Form a Circle

- Children hold hands in a circle.
- One child is chosen to go into the centre of the circle.

### 2. Sing the Song

- Everyone sings together while gently moving around the circle.
- The child in the centre listens and gets ready to dance.

### 3. Dance in the Centre

- As the chorus repeats, the centre child dances, twirls, or moves however they like.
- During the "sugar in a plum" line, the child might show a special move, pose, or clap.

### 4. Repeat with Motions (*Optional*)

- Sing the second verse ("Show me your motion...")
- The centre child performs a motion, like clapping, spinning, or jumping.
- Everyone copies the motion while singing.

### 5. Switch Players

- When the song finishes or after a verse, the centre child chooses another child to take their place.
- The new child enters the centre and the game continues.

## Helpful Tips

- Children of any gender can play – just swap "girl" for "boy" or use their name.
- No special equipment needed – just joy, music, and space!
- If children are shy, start by playing music and clapping until they feel comfortable.
- Always encourage creativity and fun over perfection.